

SELF DETERMINATION

Each person is in control of their own life





ORDINARY LIFE OUTCOMES

Each person has aspirations and goals like others at similar stages of life



RELATIONSHIP BUILDING

Each person and family/whānau is supported to build and strengthen relationships with their natural supports and community





PERSON CENTRED

Each person has whole of life supports that are personalised (it will be different for every person and every situation)



MANA ENHANCING

Each person and family/whānau has their abilities and contributions recognised and respected



EASY TO USE

Each person has supports that are simple to use and flexible

MAINSTREAM FIRST

Each person has opportunities to do everyday things in everyday places with everyday people at everyday times

BEGINNING EARLY

Each family/whānau is supported from the beginning to be aspirational for their child

